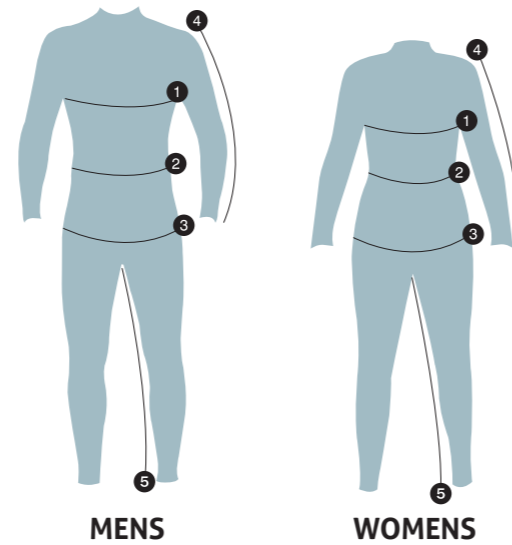


EMINENCE SUITS - MENS

(CM)	S	M	L	XL	2XL	3XL
Chest	92	96	100	104	108	112
Waist	78	82	86	90	94	98
Hip	97	101	105	109	113	117
Sleeve	65	67	69	71	73	75
Inseam	69	71	74	76	79	81



HOW TO MEASURE

1. Chest or Bust: Measure around the fullest part of your chest or bust.
2. Waist: Measure around your waistline, the narrowest point of your torso.
3. Hip: Measure around the fullest part of your hips.
4. Sleeve: Measure from shoulder down the arm to the wrist.
5. Inseam: Measure the length from crotch seam to the bottom of leg.

EMINENCE SUITS - WOMENS

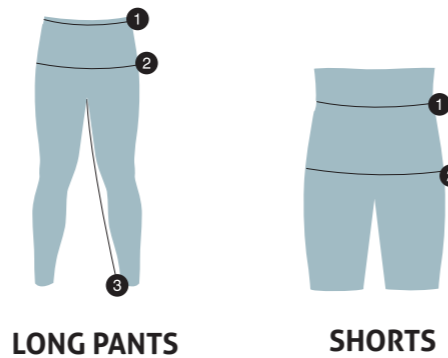
(CM)	6 (US2)	8 (US4)	10 (US6)	12 (US8)	14 (US10)	16 (US12)
Bust	78	82	86	90	94	98
Waist	72	75	79	84	88	92
Hip	90	95	99	103	107	110
Sleeve	61	63	65	67	69	70
Inseam	64	66	68	71	74	76

UNISEX LONG PANTS AND SHORTS

(CM)	XS	S	M	L	XL	2XL	3XL
Waist	60	65	70	75	80	85	90
Hip	82	87	92	97	102	107	112
Inseam-pants	65	69	74	79	84	89	94

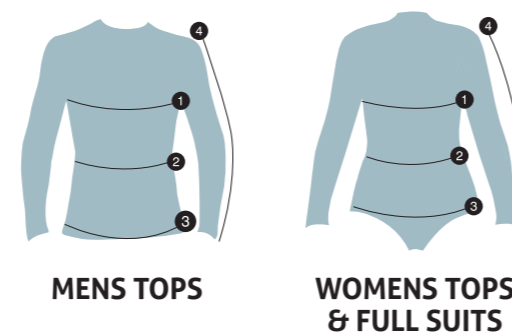
HOW TO MEASURE

1. Waist: Measure around your waistline.
2. Hip: Measure around the fullest part of your hips.
3. Inseam: Measure from the top of inside leg to ankle.



MENS TOPS

(CM)	S	M	L	XL	2XL	3XL	4XL
Chest	91	96	101	106	111	116	121
Waist	77	82	87	92	97	102	107
Sleeve	63-66	65-68	67-70	69-72	71-74	73-76	75-78



WOMENS TOPS & FULL SUITS

(CM)	6 (US2)	8 (US4)	10 (US6)	12 (US8)	14 (US10)	16 (US12)	18 (US14)
Bust	76	80	84	88	92	96	100
Waist	58	62	66	70	74	78	82
Hip	78	82	86	90	94	98	102
Sleeve	55-58	57-60	59-62	61-64	63-66	65-68	67-70

HOW TO MEASURE

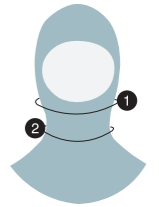
1. Chest or Bust: Measure around the fullest part of your chest or bust.
2. Waist: Measure around your waistline, the narrowest point of your torso.
3. Hip: Measure around the fullest part of your hips.
4. Sleeve: Measure from shoulder down the arm to the wrist.

HOOD

(CM)	S	M	L	XL
Chin	44	45	46	47
Neck	35	36	37.5	39

HOW TO MEASURE

1. Chin: Measure around your chin.
2. Neck: Measure around your neck.

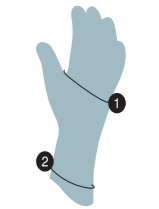


GLOVES

(CM)	XS	S	M	L	XL	2XL
Palm	20	21	22	23	24	25
Wrist	15	16	17	18	19	20

HOW TO MEASURE

1. Palm: Measure around your palm.
2. Wrist: Measure around your wrist.



BOOTS

(CM)	5	6	7	8	9	10	11	12	13
Ankle	13.5	14	14.5	15	15.7	16.3	17	17.5	18
Length	23	24	25	26	27	28	29	30	31

HOW TO MEASURE

1. Ankle: Measure around your ankle.
2. Foot: Measure the length from heel to toes.



SOCKS

(CM)	S-M	M-L	L-XL	XL-2XL
Length	21-22.5	22-23.5	23-24.5	24-25.5

HOW TO MEASURE

1. Foot: Measure the length from heel to toes.

